

Timesliders

at Drum Castle, Garden & Estate, Aberdeenshire

Teachers' pack



nts.org.uk/schools



Contents

Timesliders programme summary	2
Explore Drum Castle, Garden & Estate	3
Learning and curricular links	4
Timesliders programme	5
Part 1: Timesliders Topic Box	5
Part 2: Audio stories	6
Part 3: Class visit to Drum Castle	7
Part 4: Family summer events	10
Accessibility	11
Feedback and evaluation	12
Key contacts	12
Teacher checklist	13

Timesliders programme summary

What is Timesliders?

Timesliders is an exciting new programme for primary schools, developed by the National Trust for Scotland to connect pupils, their families and teachers with our people and places.

Your pupils will become part of a journey through Scotland's past, present and future through powerful storytelling and interactive experiences.

Pupils are inspired to develop a love and interest in Scotland's nature, landscapes and heritage through rich, curriculum-relevant activities, which provide long-lasting benefits.

Timesliders provides learning environments which are both attractive and accessible to all children.

Themes

SCOTTISH HISTORY



SUSTAINABILITY



LOCAL AREA STUDY



ARCHITECTURE



GEOGRAPHY



LITERACY STUDY



Programme outline

Timesliders tells the story of two heroic schoolchildren – Kyla and Eden – who are travelling through Scotland's past, present and future to stop the dastardly Professor Curran from rewriting Scotland's history!

With the help of a time-travelling device called SUSIE, Kyla and Eden visit buildings and landscapes cared for by the National Trust for Scotland, and join real characters from history in repairing the fractured timeline.

We invite your class to join Kyla and Eden's adventures through a range of different experiences and activities, both at your school and at Drum Castle itself.


Class resources



Audio stories



Visit to Drum Castle



Family events





Explore Drum Castle, Garden & Estate

Drum is one of the most beautiful castles in Royal Deeside and is just 10 miles from the centre of Aberdeen. The castle was originally granted to William de Irwyn by Robert the Bruce in 1323, and now combines a medieval tower, Jacobean mansion house and Victorian extension.

For nearly all its seven centuries Drum was home to the Irvine family, until it came into the care of the National Trust for Scotland in 1975. Stories of the family will be brought to life for your learners, from the artwork of Anna Forbes Irvine to the Jacobite tales of the 17th Laird and his pocket watch.

The wider estate gives many opportunities to explore nature, from the ancient oaks and wildlife of the Old Wood of Drum to the beautiful, scented roses in the walled garden. The Little Oaks play area, created using storm-felled trees from the estate, offers a natural and imaginative approach to play.

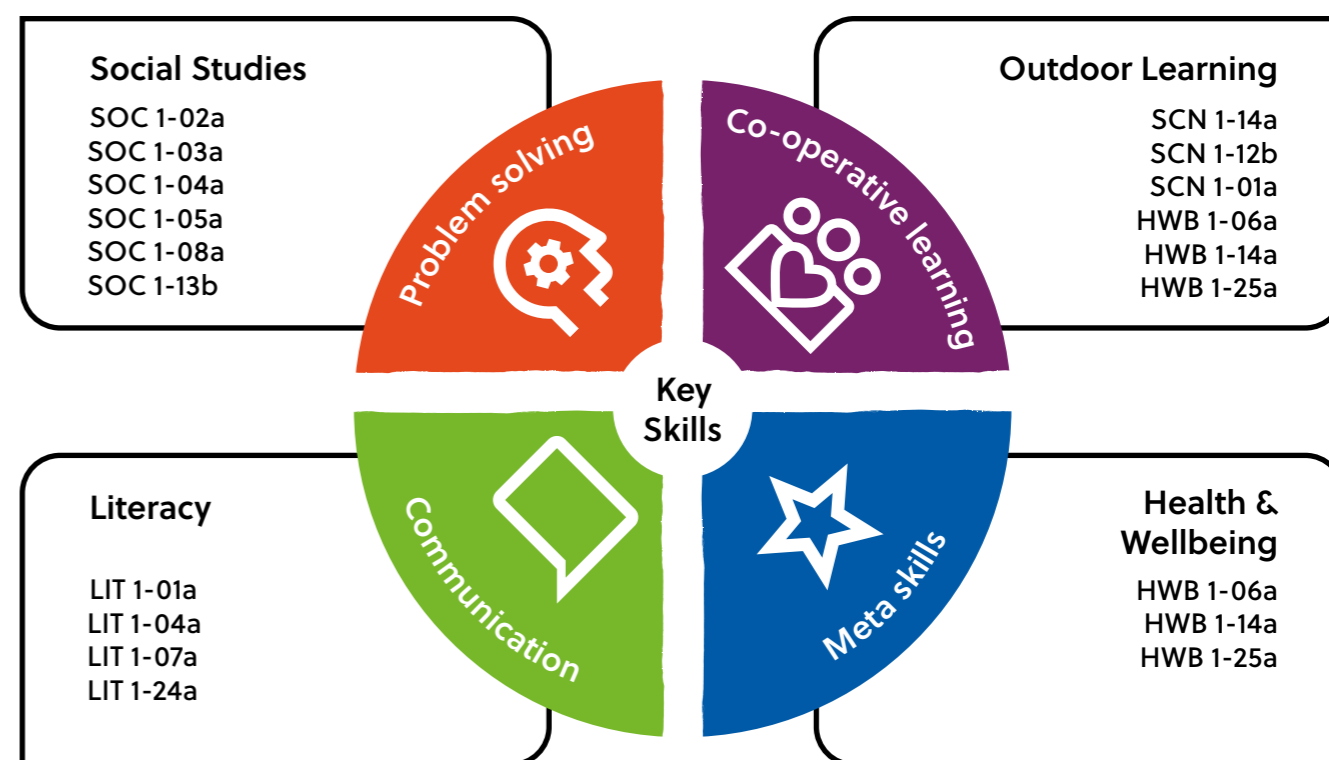
For more information about Drum Castle, Garden & Estate, please visit our website: nts.org.uk/drum



Learning and curricular links

Timesliders has been carefully designed to reflect many of the outcomes in the Curriculum for Excellence's (CfE) curriculum guidelines. The programme is aimed at the First Level of CfE. Displayed below are some of the main experiences and outcomes, along with key skills that your learners will develop throughout the programme. The main learning objectives for your pupils are to:

- ▶ Develop knowledge and interest in Scotland's history, particularly in their local area.
- ▶ Develop awareness of sustainability and conservation within their local environment and how they can help.
- ▶ Value the importance of teamwork as they collaborate with others to solve problems.



Timesliders programme

Part 1: Timesliders Topic Box

(aka Timesliders Mystery Box)

Summary

The Timesliders programme will begin with the arrival of a mysterious package to your class, which will introduce your pupils to the Timesliders storyline, characters and Drum Castle. The box will link you to an introductory video to explore with your class and will contain resources for teacher-led activities to be completed in class.

The activities contained inside the topic box will touch on key themes from the Timesliders programme, including Scottish history, geography and sustainability. These will lead your class to begin listening to the Timesliders audio story series, a crucial element to build towards their visit to Drum Castle.



Details

Who?

The Timesliders Topic Box is a teacher-led activity, with all instructions provided. The activities inside the box can be completed individually or in small groups. We suggest referring to the box in front of your class as the Timesliders Mystery Box to add some mystery and intrigue!

When?

We suggest these activities should be started around 3 weeks before your visit to Drum Castle. The box will be delivered to your school or you can collect it at a Teacher Familiarisation visit.

Part 2: Audio stories

In your class your pupils can enjoy six action-packed audio stories, which you can explore together at your own pace. These lead on from the topic box, which we advise you begin around 3 weeks ahead of your visit to Drum Castle.

The audio stories are accompanied by short optional activities, linked to the main themes, which will help your pupils listen and respond.




Please note: the audio stories must be listened to before the class visit to Drum Castle, as they provide the context for this experience. There is also a message from SUSIE to listen to just ahead of your visit to Drum.

Summary

The Timesliders audio stories take pupils on a time-travelling adventure, exploring a variety of National Trust for Scotland places. They follow the quest of Kyla and Eden, two heroic schoolchildren, as they attempt to track down and stop the dastardly Professor Curran and her sidekick Thrace, who are trying to change the course of Scottish history.

The adventures take the children through Scotland's past, present and future with the help of SUSIE, an artificial intelligence time-travel device. During the stories, they encounter famous people, places and events that have shaped Scottish history. The stories will lead the pupils to Culzean Castle, Glencoe and, most importantly (!), Drum Castle.



Details

Who?

Listening to the audio stories is a teacher-led activity. Each episode is approximately 12 minutes long. You can listen as a class or in small groups. Each story includes a short activity that can be done whilst listening or as an extension activity afterwards.

When?

There are six audio stories to listen to before your visit to Drum. We would suggest listening to the first episode when you are prompted to within the topic box. You can then listen to one a day, or split them up as you like. There is a final message for your class from SUSIE before your visit.

Where?

The audio stories and activities are available online or we can share audio files if needed:
nts.org.uk/timeslidars-resources

Our Schools Coordinator will contact you when the episodes on Drum have been released. The stories can be played online in the browser, via any device with audio. They can also be played through an interactive whiteboard or on individual tablets and devices.

The accompanying activities will allow pupils to further access and engage with the audio stories. Please get in touch if you require further support.



Part 3: Class visit to Drum Castle

Following on from the audio stories, the children will be invited by SUSIE to visit Drum Castle and take part in the ongoing adventures of Kyla and Eden. Our Schools Coordinator will be in touch to arrange a date for your visit.

Summary

A message from SUSIE will ask your pupils to help Kyla and Eden stop Professor Curran and Thrace from changing the course of Scottish history at Drum Castle. The pupils will arrive at Drum and embark on two interactive challenges within the castle, in an attempt to find and unlock the missing pieces of a pocket watch belonging to the 17th Laird of Drum.

As they undertake these activities, the children will learn about Drum Castle's history and the tales of the Irvine family.

Activities

The full-day visit is split into the activities on the following page. Please note that classes may not participate in all elements depending on session timings. You will be provided with a timetable and details of the activities you will be participating in by our Schools Coordinator.



Portraits from the Past (30 mins)

Upper level of castle
(Led by Trust staff)

This activity can take place on the ground level to support the access needs of your class.

Pupils will explore the main rooms of the castle when they are interrupted by a prominent figure trapped in a portrait. The group will work together to solve thought-provoking riddles and collect the cogs to unlock the time chest.

Keys to the Future (30 mins)

Ground level of castle
(Led by Trust staff)

Pupils will enter a hidden room of the castle, where they will put their numeracy and problem-solving skills to the test in order to find the hidden keys and unlock the time chest.

Finale (10 mins)

Castle exterior
(Led by Trust staff)

Pupils will come together as a class to reunite the pieces of a very important pocket watch, bringing the challenges to an exciting close.

Sensory Woodland Walk (time flexible, 60 mins suggested)

Outdoor shelter and Old Wood of Drum (Led by teacher)

Using our provided resources, pupils will explore the Old Wood of Drum, led by teachers and adult helpers. They will be prompted to explore the area using their senses, whilst learning how accessing nature can encourage mindfulness and calm.

Please split your class into two groups of equal size before arriving at Drum Castle.

Each group will carry out the activities at alternating times. You will need to coordinate your adult helpers to match the support required for each group.



Teacher familiarisation pre-visit

All teaching staff participating in the Timesliders programme are encouraged to attend this event at Drum Castle. This will be a great opportunity to find out more about the programme, tour the spaces, meet some of the property staff and ask any questions. We will also provide information on how we can help support your pupils with additional support needs.

Refreshments will be provided. Our Schools Coordinator will be in touch to confirm the date in due course.

Part 4: Family summer events

Timesliders also aims to provide opportunities for pupils' families to engage with the National Trust for Scotland. Pupils will be invited to a fun, family-friendly event at Drum Castle over the summer holidays. This will be a great opportunity for families to see some of the activities and challenges the children took part in.

Our Schools Coordinator will be in touch with further information after the programme has started. We would appreciate your support in sharing this with pupils and their families.

Transport

Once the date and times for your visit to Drum Castle have been confirmed, please ensure you have booked transport to fit in with the delivery times of the day.

If you have secured transport support through our Access Fund, the Schools Coordinator will be in touch with further information.

Risk assessment

The site and all activities have been risk assessed. It is the responsibility of the group leader to conduct their own risk assessments. A familiarisation event can assist you with this (see following page). **Please contact the Schools Coordinator to receive a copy of our Timesliders risk assessment.**

Facilities

Parking

If you are arriving by coach, follow the signs to the car park beside the main car park. Coaches should park in the designated coach bays. Parking for schools taking part in Timesliders is free of charge. There is accessible parking in the main car park area.

Toilets

There are toilets (including an accessible toilet) in the castle courtyard. There are no Changing Places toilets at Drum.

Lunches

There is no indoor lunch space, but we have an outdoor shelter where classes can have their snack and lunch. We will provide large storage boxes where lunches can be stored whilst you're undertaking activities. As these boxes are not secured, we'd advise against pupils bringing valuables with them.

Inclement weather

Your session will take place indoors in the castle and outdoors on the Drum estate. During periods of inclement weather, the outdoor trails and play park can become muddy. Please dress appropriately for your visit.



Accessibility

Overview

The National Trust for Scotland is committed to ensuring that our learning programmes and sites are accessible and inclusive for all learners and visitors.

As part of this work, we have co-designed the Timesliders programme with local teachers and schools. We are also working with an access consultant to explore opportunities for improving access and inclusion throughout the programme. This includes adopting a sensitive approach within the context of the historic built environment of Drum Castle and its surrounding estate.

We welcome any feedback from you to support further improvements, both for Timesliders at Drum Castle and future learning programmes.

Access needs and adjustments

Before participating in Timesliders, our Schools Coordinator will contact you to discuss how we can meet the needs of your learners throughout the programme.

To support this conversation, we have provided further information about the activities and the accessibility of the site at Drum Castle & Estate. This includes access considerations and adjustments that we have already put in place. You can find these details in the accompanying documents:

- ▶ Timesliders Activity Access Statement
- ▶ Drum Castle and Estate Access Statement



Feedback and evaluation

Your feedback will help improve the programme and enhance future learning opportunities at the National Trust for Scotland. We will ask you to complete an online survey – from you and your class – to capture your feedback. We may also ask for feedback on the day during your visit to Drum Castle.

Key contacts

**Drum Castle, Garden & Estate,
Drumoak, Banchory,
Aberdeenshire AB31 5EY**

Tel: 01330 700334

**Katie Mackenzie –
Schools Coordinator**

Email: kmackenzie@nts.org.uk

**Laurie Cassells –
Visitor Services Manager**

Email: lcassells@nts.org.uk



Our 10-year strategy

From historic castles to natural landscapes, the special places in the National Trust for Scotland's care offer exciting opportunities to enhance learning and inspire exploration and engagement. Our 10-year strategy, launched in 2022, explains our vision to provide access and enjoyment of Scotland's nature, beauty and heritage for everyone. We are committed to being a leading provider of inspiring heritage visitor experiences, and a learning organisation championing skills to support conservation in Scotland.

Teacher checklist

We will be in touch to:

- ▶ Confirm a date and time for your class visit to Drum, with transport information (if applicable)
- ▶ Gather information regarding pupil additional support needs
- ▶ Share Teacher Familiarisation Event details
- ▶ Provide a timetable for your class visit to Drum and pre-visit information

Activity	What do I need to do?	How?	Tick
Planning	Share any requirements for taking part with Schools Coordinator	Respond to email from Schools Coordinator	<input type="checkbox"/>
Planning	Plan a familiarisation visit to Drum	Respond to email from Schools Coordinator	<input type="checkbox"/>
Topic box	Collect or arrange delivery of your topic box	Contact the Schools Coordinator	<input type="checkbox"/>
Audio stories	Plan when you're going to listen to each episode	Access episodes on website to help plan this	<input type="checkbox"/>
Audio stories	Plan when your class will listen to the final SUSIE message ahead of their visit	Access SUSIE message on website	<input type="checkbox"/>
Survey	Take part in evaluation – teacher and pupil survey to complete before Drum visit	Complete MS Forms link in email from Schools Coordinator	<input type="checkbox"/>
Drum visit	Ensure your coach is booked to fit in with date/times	Check your booking confirmation email for details of your visit	<input type="checkbox"/>
Drum visit	Check you have allocated adult helpers	Check your adult: child ratios policy	<input type="checkbox"/>
Drum visit	Spilt your class into two groups for the visit	Each group should be roughly equal in number	<input type="checkbox"/>
Survey	Take part in evaluation – teacher and pupil survey to complete after Drum visit	Complete MS Forms link in email from Schools Coordinator	<input type="checkbox"/>



Timesliders



nts.org.uk/schools

The National Trust for Scotland is a Scottish charity, SC007410